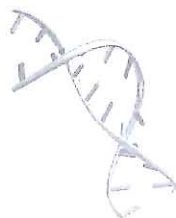


Canine Genetic Testing Report



Submitted By
Bernadette Collins Byabby Kennels PO Box 30 Orange, NSW 2800 Australia

Subject Dog 00071621	Date Received: 1/4/2017
Dog Name: Byabby Kuby Rose Breed: Golden Retriever Phenotype: Cream	Registration: 2100380802 Sex: Female Birth: 14 March 2013

Sire	Dam
Sire Name: Breed: Registration: Phenotype:	Dam Name: Breed: Registration: Phenotype:

Coat Color Testing	
A Locus-Ay	Not Tested
A Locus-At	Not Tested
A Locus-a	Not Tested
B Locus	Not Tested
D Locus	Not Tested
E Locus- EM	Not Tested
E Locus- e	Not Tested
K Locus-KB	Not Tested
Spotting	Not Tested
Harlequin	Not Tested
Merle	Not Tested

Genetic Disorders		
DM		Not Tested
GR-PRA1		Not Tested
GR-PRA2		Not Tested
X Ich	n/n	Clear: Dog tested negative for the Ichthyosis mutation.
MD		Not Tested
MDR1		Not Tested

Coat Type Testing	
Hair Length	Not Tested
Hair Curl	Not Tested
Furnishings	Not Tested
Bobtail	Not Tested

Genetic Marker Results							Run Date:
-	-	-	-	-	-	-	Not Tested
AHT121	AHT137	AHT171	AHT260	AHT211	AHT253	C22-279	
-	-	-	-	-	-	-	
CAN-AMEL	FH2054	FH2648	INRA21	INU005	INU030	INU055	
-	-	-	-	-	-	-	
REN54P11	REN162C04	REN169D01	REN169O18	REN247M23			

Additional Comments
None



AVA-ANKC AUSTRALIAN CANINE EYE SCHEME

Eye Examination Certificate

Issued by a Registered Specialist in Veterinary Ophthalmology



SERIAL No. 14071

REGISTRATION DETAILS:

Reg. Name Byasby Kirby Rode
 Country of Origin Australia
 Reg. No. Golden Ret. Date of Birth 14.3.13
 Breed Golden Ret.
 Sex: Male Female Colour Cream
 Permanent Identification 94309 932025 4828 (Tattoo / Microchip)

OWNER DETAILS:

Name B. Callini
 Address P.O. Box 30
Orange Postcode 2800 State NSW
 Contact Phone () Mobile
 Owner's Veterinary Practice (optional)

I hereby declare that the dog submitted for examination is the one described above and that all the given statements are true. I understand that the information obtained may be used for statistical or research purposes without disclosing the identity of individual dogs, and that this applies for both Open Register and Closed Register breeds. In any breed where the ANKC National Breed Council or breed clubs in all States have adopted an 'Open Register' policy in regard to inherited eye defects, I accept that the results for all dogs submitted for an ACES exam will be released to the public domain and may be published.

PREVIOUS EXAMINATION: YES NO
 Date of Exam / / 20
 GENETIC SCREENING: Test Lab: _____
 Date of Exam / / 20
 RESULTS (eye conditions only): _____

Submission Date: 5 / 3 / 20 14 Signed: [Signature] Owner / Agent

EXAMINATION OF EYE AND ADNEXA

INSTRUMENTATION:

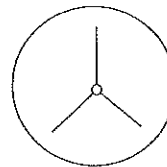
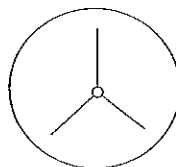
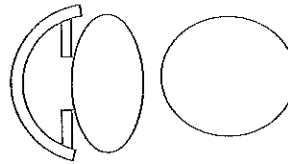
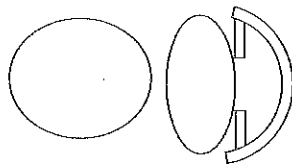
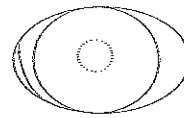
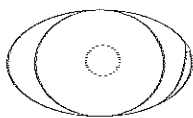
Mydriatic
 Direct Ophthalmoscope
 Indirect Ophthalmoscope
 Slit Lamp Biomicroscopy
 Gonioscopy
 Other _____

RIGHT ▾

LEFT ▾

PARTS EXAMINED:

	UNAFFECTED	AFFECTED
Adnexa	<input checked="" type="checkbox"/>	<input type="checkbox"/>
Cornea	<input checked="" type="checkbox"/>	<input type="checkbox"/>
Iris	<input checked="" type="checkbox"/>	<input type="checkbox"/>
Lens	<input checked="" type="checkbox"/>	<input type="checkbox"/>
Vitreous	<input checked="" type="checkbox"/>	<input type="checkbox"/>
Fundus	<input checked="" type="checkbox"/>	<input type="checkbox"/>



Identification confirmed

DESCRIPTIVE COMMENTS

INHERITED EYE DISEASE STATUS

This section applies only to those breeds in which the named conditions are known to be inherited and which are listed under the Australian Canine Eye Scheme Schedule 1 on the date of examination. Results will be forwarded to the ANKC inherited diseases database but will be made public only for OPEN REGISTER breeds.

CONGENITAL (present at birth)		UNAFFECTED	AFFECTED	NON-CONGENITAL (appears later in life)		UNAFFECTED	AFFECTED
(CEA)	Collie Eye Anomaly	<input checked="" type="checkbox"/>	<input type="checkbox"/>	(GPRA)	Generalised Progressive Retinal Atrophy	<input checked="" type="checkbox"/>	<input type="checkbox"/>
(MRD)	Multifocal Retinal Dysplasia	<input checked="" type="checkbox"/>	<input type="checkbox"/>	(RPED)	Retinal Pigment Epithelial Dystrophy	<input checked="" type="checkbox"/>	<input type="checkbox"/>
(TRD)	Total Retinal Dysplasia	<input checked="" type="checkbox"/>	<input type="checkbox"/>	(HC)	Hereditary cataract	<input checked="" type="checkbox"/>	<input type="checkbox"/>
(CHC)	Congenital Hereditary Cataract	<input checked="" type="checkbox"/>	<input type="checkbox"/>	(PLL)	Primary Lens Luxation	<input checked="" type="checkbox"/>	<input type="checkbox"/>
(PHPV)	Persistent Hyperplastic Primary Vitreous	<input checked="" type="checkbox"/>	<input type="checkbox"/>	The age of onset of non-congenital inherited eye disease varies in different breeds and between individual dogs. It is therefore important to follow any advice given at the time of this examination with regard to the necessity for and frequency of eye examinations as set out in the 'Information for Owners' document available from AVA at www.ava.com.au/aces "Affected" signifies that there is visible evidence of the inherited disease(s) specified whereas "Unaffected" signifies that there is no such evidence.			
(PPM)	Persistent Pupillary Membrane	<input checked="" type="checkbox"/>	<input type="checkbox"/>				
(G)	Goniodysgenesis	<input checked="" type="checkbox"/>	<input type="checkbox"/>				

I have examined the above animal (and confirmed its identity) under the Rules of the AVA-ANKC Australian Canine Eye Scheme, with results as shown. Interpretations of eye signs as reported in this form are those of the individual panellist and do not necessarily reflect the opinion of all registered specialists.

Signed [Signature] ACES Panellist Name (Block Letters) Jeffrey Smith Date 5 / 3 / 20