



AVA-ANKC AUSTRALIAN CANINE EYE SCHEME Eye Examination Certificate

Issued by a Registered Specialist in Veterinary Ophthalmology



SERIAL No. **23093**

REGISTRATION DETAILS:

Reg. Name By Abby Lizi Albany
 Country of Origin _____
 Reg. No. _____ Date of Birth _____
 Breed _____
 Sex: Male Female Colour cream
 Permanent Identification 941 000 21218578 (Tattoo / Microchip)

OWNER DETAILS:

Name Mr B. Collin
 Address PO Box
Orange Postcode 2800 State _____
 Contact Phone () _____ Mobile _____
 Owner's Veterinary Practice _____ (optional)

PREVIOUS EXAMINATION: YES NO
 Date of Exam ____ / ____ / 20____
GENETIC SCREENING: Test Lab: _____
 Date of Exam ____ / ____ / 20____
 RESULTS (eye conditions only): _____

I hereby declare that the dog submitted for examination is the one described above and that all the given statements are true. I understand that the information obtained may be used for statistical or research purposes without disclosing the identity of individual dogs, and that this applies for both Open Register and Closed Register breeds. In any breed where the ANKC National Breed Council or breed clubs in all States have adopted an 'Open Register' policy in regard to inherited eye defects, I accept that the results for all dogs submitted for an ACES exam may be published.

Submission Date: 7 / 11 / 2018 Signed: X B C Owner / Agent

EXAMINATION OF EYE AND ADNEXA

INSTRUMENTATION:

Mydriatic
 Direct Ophthalmoscope
 Indirect Ophthalmoscope
 Slit Lamp Biomicroscopy
 Gonioscopy
 Other _____

RIGHT ▼

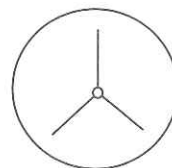
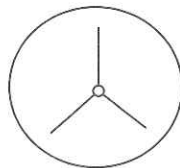
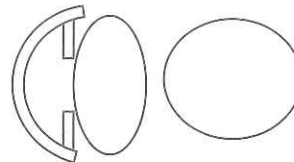
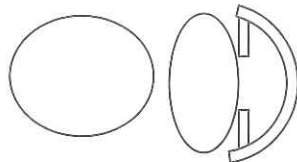
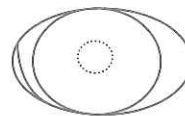
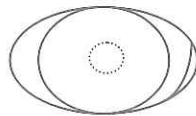
LEFT ▼

Identification confirmed

DESCRIPTIVE COMMENTS

PARTS EXAMINED:

	UNAFFECTED	AFFECTED
Adnexa	<input checked="" type="checkbox"/>	<input type="checkbox"/>
Cornea	<input checked="" type="checkbox"/>	<input type="checkbox"/>
Iris	<input checked="" type="checkbox"/>	<input type="checkbox"/>
Lens	<input checked="" type="checkbox"/>	<input type="checkbox"/>
Vitreous	<input checked="" type="checkbox"/>	<input type="checkbox"/>
Fundus	<input checked="" type="checkbox"/>	<input type="checkbox"/>



INHERITED EYE DISEASE STATUS

This section applies only to those breeds in which the named conditions are known to be inherited and which are listed under the Australian Canine Eye Scheme Schedule 1 on the date of examination. Results will be forwarded to the ANKC inherited diseases database and may be made public but only for OPEN REGISTER breeds.

CONGENITAL (present at birth)		UNAFFECTED	AFFECTED	NON-CONGENITAL (appears later in life)		UNAFFECTED	AFFECTED
(CEA)	Collie Eye Anomaly	<input checked="" type="checkbox"/>	<input type="checkbox"/>	(GPRA)	Generalised Progressive Retinal Atrophy	<input checked="" type="checkbox"/>	<input type="checkbox"/>
(MRD)	Multifocal Retinal Dysplasia	<input checked="" type="checkbox"/>	<input type="checkbox"/>	(RPED)	Retinal Pigment Epithelial Dystrophy	<input checked="" type="checkbox"/>	<input type="checkbox"/>
(TRD)	Total Retinal Dysplasia	<input checked="" type="checkbox"/>	<input type="checkbox"/>	(HC)	Hereditary cataract	<input checked="" type="checkbox"/>	<input type="checkbox"/>
(CHC)	Congenital Hereditary Cataract	<input checked="" type="checkbox"/>	<input type="checkbox"/>	(PLL)	Primary Lens Luxation	<input checked="" type="checkbox"/>	<input type="checkbox"/>
(PHPV)	Persistent Hyperplastic Primary Vitreous	<input checked="" type="checkbox"/>	<input type="checkbox"/>	The age of onset of non-congenital inherited eye disease varies in different breeds and between individual dogs. It is therefore important to follow any advice given at the time of this examination with regard to the necessity for and frequency of eye examinations as set out in the 'Information for Owners' document available from AVA at www.ava.com.au/aces . "Affected" signifies that there is visible evidence of the inherited disease(s) specified, whereas "Unaffected" signifies that there is no such evidence.			
(PPM)	Persistent Pupillary Membrane	<input checked="" type="checkbox"/>	<input type="checkbox"/>				
(G)	Goniodysgenesis	<input checked="" type="checkbox"/>	<input type="checkbox"/>				

I have examined the above animal (and confirmed its identity) under the Rules of the AVA-ANKC Australian Canine Eye Scheme, with results as shown. Interpretations of eye signs as reported in this form are those of the individual panellist and do not necessarily reflect the opinion of all registered specialists.

Signed X Jeffrey Smith ACES Panellist Name (Block Letters) Jeffrey Smith Date 7 / 11 / 2018

Certified Pedigree



Registered Owner:

Mrs B Collins
PO Box 30
ORANGE NSW 2800

2100024357

Name: BYABBY LINZI ALBANY 2100488244

Breed: Golden Retriever

Country of Origin: Australia

Sex: Female

Microchip No: 941000021218578

Date of Birth: 16/12/2017

Colour: Cream

S. DEWMIST SERVANTES GOUDKLEURIG (BEL) LOSH91055115
Golden Retriever

S. DAN. CH. INT.CH. NLD. CH. NOAH OF THE HELLACIOUS ACRES (NLD) NHSB2831972
Golden Retriever

D. PHILOMENA OF THE HELLACIOUS ACRES (NLD) NHSB2677062
Golden Retriever

Sire: SRB. JR CH. ME. JR CH. GOLDEN ROMANCE DUTCH STORM (IMP SRB) JR706415ZR
[Cream] Golden Retriever

S. SRB. CH. SRB. JR CH. SWANAVLY NORDIC SUN (SRB) JR82472ZR
Golden Retriever

D. INT.CH. SRB. JR CH. GOLDEN ROMANCE STAR LIGHT (SRB) JR703544ZR
Golden Retriever

D. INT. SH. CH. SILVER PASSION A MEMORY OF LOVE (SRB) JR78282ZR
Golden Retriever

S. GOLDTREVE GAMEKEEPER 1122756
[Gold] Golden Retriever

S. CH. INNISCROFT KEEP THE FAITH (IMP NZL) 02865-2006
[Golden] Golden Retriever

D. MONTEGO VANITY FAIR 2100116853
[Cream] Golden Retriever

Dam: BYABBY KIRBY ROSE 2100380802
[Cream] Golden Retriever

S. CH. MONTEGO GRAND EDITION CD. 2100056383
[Gold] Golden Retriever

D. BYABBY MEGAN SHANNON 2100278992
[Cream] Golden Retriever

D. BYABBY BELLA ROSE 2100225527
[Cream] Golden Retriever

Bred by: Mrs B Collins 2100024357

Date Registered: 31/01/2018 **Date Issued:** 31/01/2018

Issued by: Royal NSW Canine Council Ltd